

【产品介绍】

- 具有良好的宽频带干扰抑制性能;
With a high insertion loss from KHZ up to GHZ region.
- A系列滤波器从150Khz起衰减大于70dB, B系列大于100dB;
Insertion lose is more than 70dB from 150Khz up to 40GHz for A series, and 100dB for B series filters.
- A,B系列滤波器主要用于电源净化, 屏蔽室, 电波暗室, 核磁共振机房, 电子方舱, EMP抑制等;
A,B series filter are used for purified power, shielded rooms, screened rooms, MRI screened facilities, electronic square cabin, EMP protect and so on.



Specification

(规格表)

滤波器型号	端接方式	额定电流 (安培)	电压(V) 工作频率	高压测试	工作温度	漏电流 @250V/50Hz	压降	功率损耗 (W)	典型衰减值	尺寸图
PART No	Connection IN OUT	Rated current (Amps)	Rated voltage Frequency(Hz)	Hipot test voltage	Temperature Range	Max Leakage current per line	Voltage drop(V)	Power loss @Full load	Typical Insertion loss	Pic
TY610W-1A-16	1x16	1 x 16	250/440VAC	线-线(L-L): 1450VDC/2S 线-地(L-G): 1450VDC/2S	-40~+85°C	< 0.3A	< 1%	12W	≥ 70dB(150k-40GHz)	Fig 1
TY610W-1A-32	1x32	1 x 32	50/60Hz			< 0.3A	< 1%	20W	≥ 70dB(150k-40GHz)	Fig 1
TY610W-1A-63	1x63	1 x 63	250/440VAC	线-线(L-L): 1450VDC/2S 线-地(L-G): 1450VDC/2S	-40~+85°C	< 0.3A	< 1%	25W	≥ 70dB(150k-40GHz)	Fig 2
TY610W-1A-100	1x100	1 x 100	50/60Hz			< 0.5A	< 1%	30W	≥ 70dB(150k-40GHz)	Fig 3
TY610W-1B-16	1x16	1 x 16	250/440VAC			< 1.0A	< 1%	12W	≥ 100dB(150k-40GHz)	Fig 1
TY610W-1B-32	1x32	1 x 32	50/60Hz	< 1.0A	< 1%	20W	≥ 100dB(150k-40GHz)	Fig 1		
TY610W-1B-63	1x63	1 x 63	250/440VAC	< 1.0A	< 1%	25W	≥ 100dB(150k-40GHz)	Fig 2		
TY610W-1B-100	1x100	1 x 100	50/60Hz	< 1.5A	< 1%	30W	≥ 100dB(150k-40GHz)	Fig 3		
[1] TY610W-2A-6EMP	2x6	2 x 6	250VAC 50/60Hz	线-线: 500VDC/2S 线-地: 500VDC/2S	-40~+85°C	< 2.5mA	----	----	≥ 75dB(1M-40GHz)	Fig10
[2] TY610W-2A-10EMP	2x10	2 x 10				< 2.5mA	----	----	≥ 75dB(1M-40GHz)	Fig10
[3] TY610W-2A-16EMP	2x16	2 x 16				< 2.5mA	----	----	≥ 75dB(1M-40GHz)	Fig10
TY610W-2A-16	2x16	2 x 16	250VAC	< 0.3A	< 1%	25W	≥ 70dB(150k-40GHz)	Fig 4		
TY610W-2A-32	2x32	2 x 32	50/60Hz	< 0.3A	< 1%	40W	≥ 70dB(150k-40GHz)	Fig 4		
TY610W-2A-63	2x63	2 x 63	250VAC	< 0.3A	< 1%	50W	≥ 70dB(150k-40GHz)	Fig 5		
TY610W-2A-100	2x100	2 x 100	50/60Hz	< 0.5A	< 1%	60W	≥ 70dB(150k-40GHz)	Fig 6		
TY610W-2B-16	2x16	2 x 16	250VAC	< 1.0A	< 1%	25W	≥ 100dB(150k-40GHz)	Fig 4		
TY610W-2B-32	2x32	2 x 32	50/60Hz	< 1.0A	< 1%	40W	≥ 100dB(150k-40GHz)	Fig 4		
TY610W-2B-63	2x63	2 x 63	250VAC	< 1.0A	< 1%	50W	≥ 100dB(150k-40GHz)	Fig 5		
TY610W-2B-100	2x100	2 x 100	50/60Hz	< 1.0A	< 1%	60W	≥ 100dB(150k-40GHz)	Fig 6		
TY610W-4A-16	4x16	4 x 16	250/440VAC	线-线(L-L): 1450VDC/2S 线-地(L-G): 1450VDC/2S	-40~+85°C	< 0.3A	< 1%	50W	≥ 70dB(150k-40GHz)	Fig 7
TY610W-4A-32	4x32	4 x 32	50/60Hz			< 0.3A	< 1%	80W	≥ 70dB(150k-40GHz)	Fig 7
TY610W-4A-63	4x63	4 x 63	250/440VAC	线-线(L-L): 1450VDC/2S 线-地(L-G): 1450VDC/2S	-40~+85°C	< 0.3A	< 1%	100W	≥ 70dB(150k-40GHz)	Fig 8
TY610W-4A-100	4x100	4 x 100	50/60Hz			< 0.5A	< 1%	120W	≥ 70dB(150k-40GHz)	Fig 9
TY610W-4B-16	4x16	4 x 16	250/440VAC			< 1.0A	< 1%	50W	≥ 100dB(150k-40GHz)	Fig 7
TY610W-4B-32	4x32	4 x 32	50/60Hz	< 1.0A	< 1%	80W	≥ 100dB(150k-40GHz)	Fig 7		
TY610W-4B-63	4x63	4 x 63	250/440VAC	< 1.0A	< 1%	100W	≥ 100dB(150k-40GHz)	Fig 8		
TY610W-4B-100	4x100	4 x 100	50/60Hz	< 1.5A	< 1%	120W	≥ 100dB(150k-40GHz)	Fig 9		

备注: [1], [2], [3]具有极低的泄露电流, 可用于电磁脉冲防护, 也可以安装在电子设备电源端口, 用于通过GJB151B/CS117或者RS105测试。

Mechanical Specs

(安装尺寸图)

单位(Unit): mm

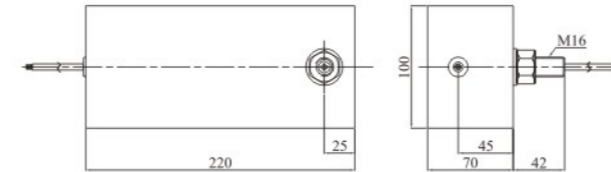


Fig1

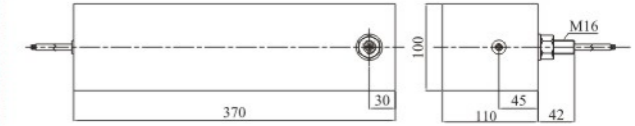


Fig2

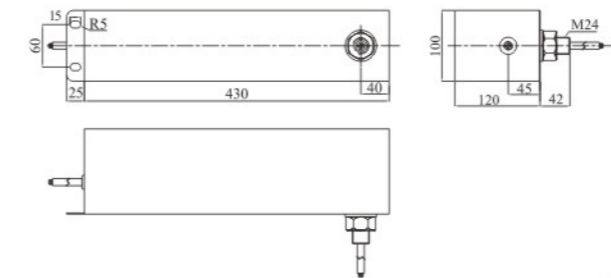


Fig3

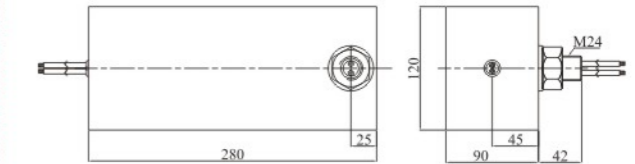


Fig4

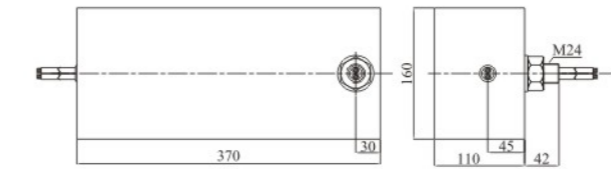


Fig5

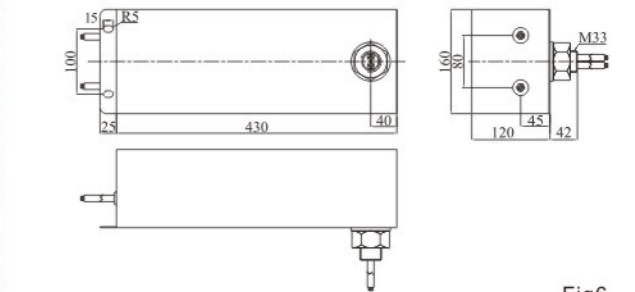


Fig6

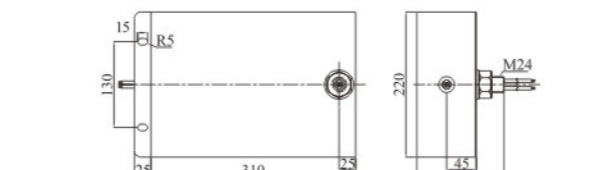


Fig7

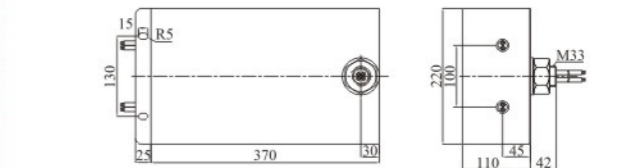


Fig8

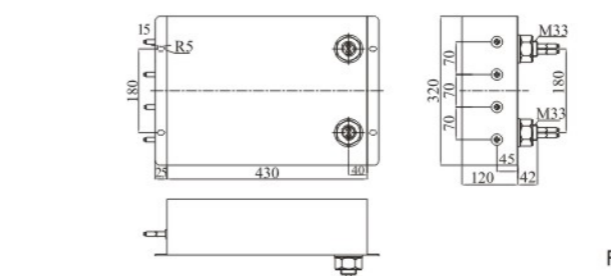


Fig9

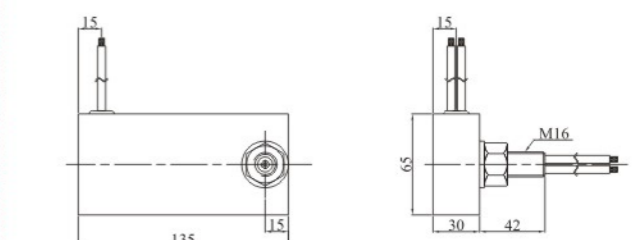


Fig10